

**mipaaf**

ministero delle  
politiche agricole  
alimentari e forestali

DEPARTMENT OF CENTRAL INSPECTORATE FOR  
FRAUD REPRESSION AND QUALITY PROTECTION  
OF THE AGRI-FOOD PRODUCTS AND FOODSTAFFS

**ICQRF**

# OIL MILL ITALY

**Update of 28 October 2020**

**Olive Oil stocked in Italy**

**by operators obliged to keep the olive oil  
computerized register**

*report n. 32/2020*

*published at the webpage: [www.politicheagricole.it](http://www.politicheagricole.it)*

## Oil mill Italy at 28 October 2020

The Report is drawn up by the ICQRF on data recorded in the olive oil computerized registers (RTO).

On 28 October 2020, the operators present in the online olive oil register were 24,217, representative of 26,322 active premises.

**Olive oils: 252,049 tons** in stocks. Compared to 21 October 2020 a 0.1% reduction was recorded (252,224 tons). Stocks keep being higher than the stocks recorded the same period of last year (+47,5%).

### 1. Summary

The stock of olive oil in Italy on 28 October 2020 is **252,049 tons**. Extra Virgin Olive Oil (EVO) represents the 70.1% of the stock. Among the EVO oil, the 52.5% (92,848 tons) is of Italian origin and the 39.0% is of EU origin. The extra-EU olive oil stocks and blend olive oils are marginal.

*Table 1. Olive oil stocks in Italy by category and origin*

OLIVE OIL	Olive Oil in bulk (t)	Olive oil packaged (t)	Total (t)	%
<b>EVO oil</b>	<b>151.780</b>	<b>24.934</b>	<b>176.714</b>	<b>70,1%</b>
<i>Italian</i>	86.025	6.823	92.848	36,8%
<i>EU</i>	55.583	13.373	68.955	27,4%
<i>Extra EU</i>	6.228	2.388	8.615	3,4%
<i>Blend</i>	3.944	2.351	6.296	2,5%
<b>Virgin olive oil</b>	<b>3.445</b>	<b>134</b>	<b>3.579</b>	<b>1,4%</b>
<i>Italian</i>	1.866	120,4	1.986	0,8%
<i>EU</i>	1.540	13,8	1.554	0,6%
<i>Extra EU</i>	32	0	32	0,0%
<i>Blend</i>	7	0	7	0,0%
<b>Lampante olive oil</b>	<b>22.013</b>	<b>-</b>	<b>22.013</b>	<b>8,7%</b>
<b>Olive oil and refined olive oil</b>	<b>13.770</b>	<b>4.751</b>	<b>18.521</b>	<b>7,3%</b>
<b>Pomace olive oil</b>	<b>23.890</b>	<b>1.577</b>	<b>25.467</b>	<b>10,1%</b>
<b>Olive oil to be classified</b>	<b>5.754</b>	<b>-</b>	<b>5.754</b>	<b>2,3%</b>
<b>ITALY</b>	<b>220.652</b>	<b>31.397</b>	<b>252.049</b>	<b>100%</b>

## 2. Olive oil stocked in Italy

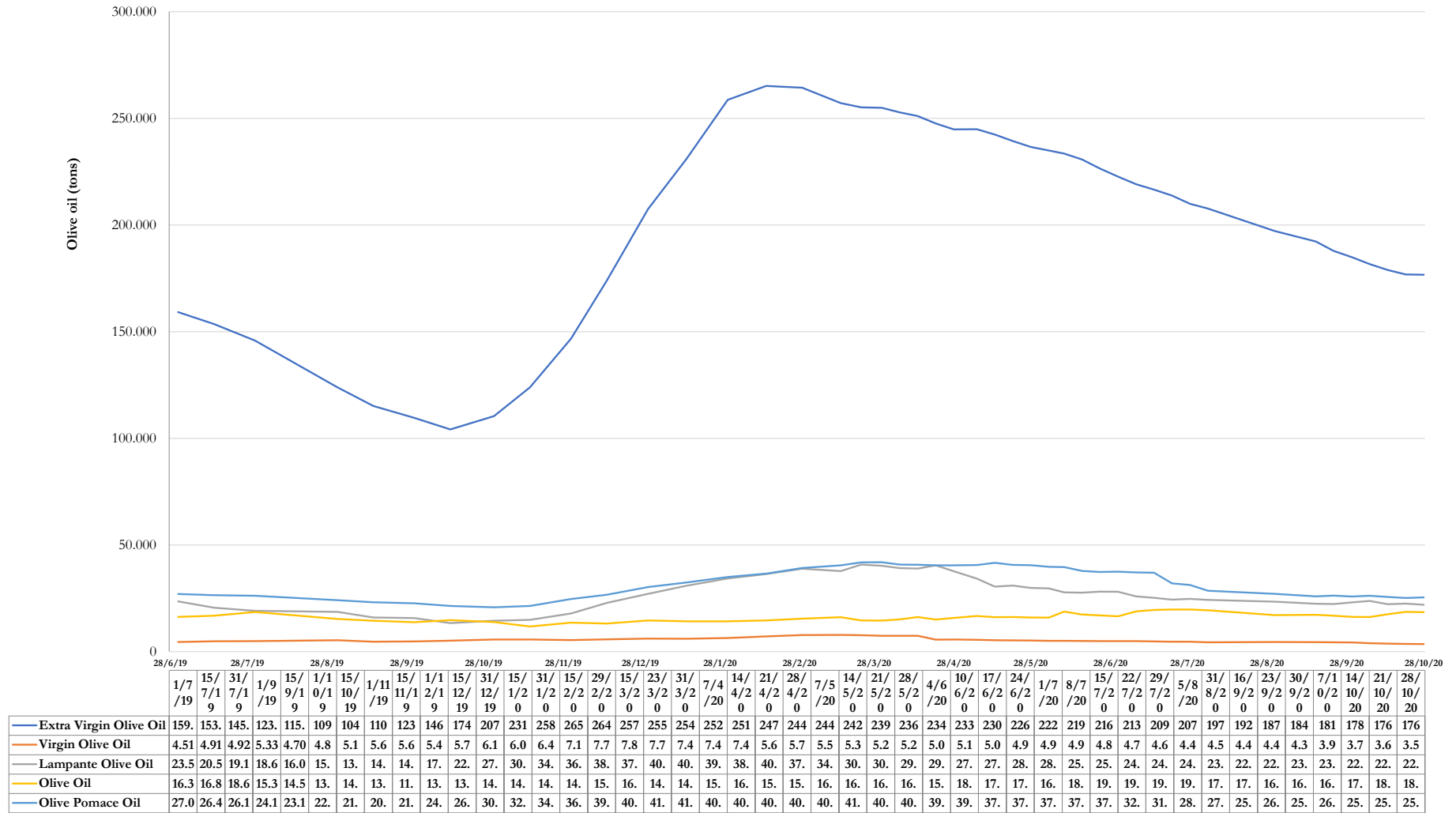
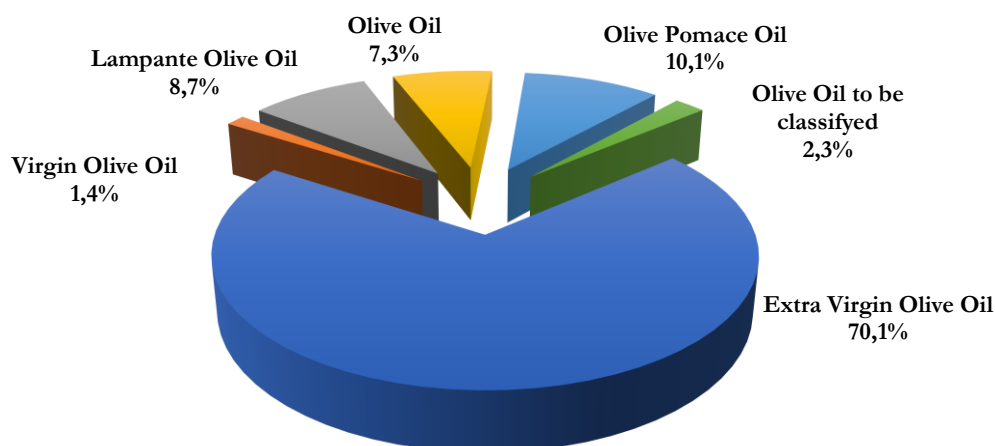


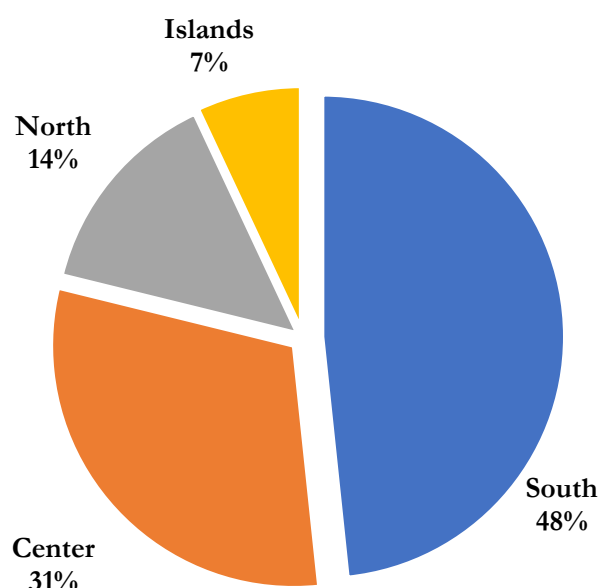
Figure 1. Trend of the national stock of olive oil by category: 31 July 2019 – 28 October 2020



**Figure 2. Olive oil stocks by category**

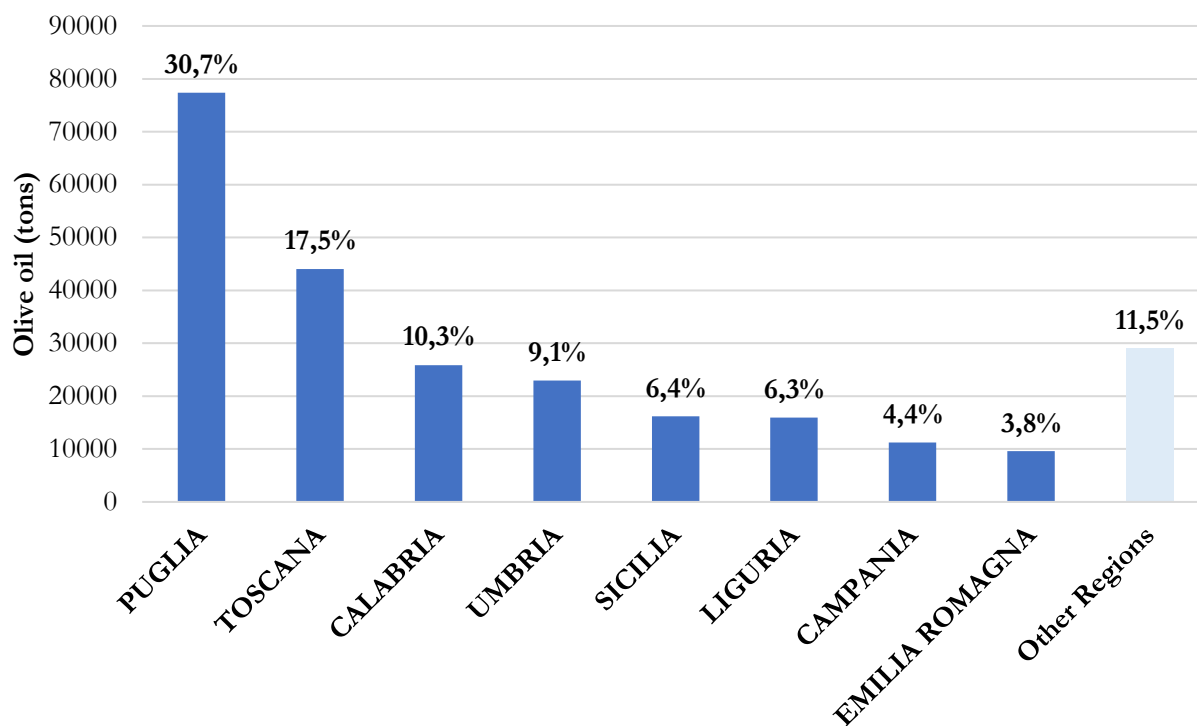
### Where is physically stocked the olive oil in Italy?

Almost half of the national olive oil (48%) is stocked in the regions of southern Italy, with the significant contribution of the regions Puglia and Calabria (30.7% and 10.3%, respectively). At the provincial level, 16.3% of olive oil is stocked in the province of Bari, 8.9% in Perugia and 6.2% in Barletta-Andria-Trani province.

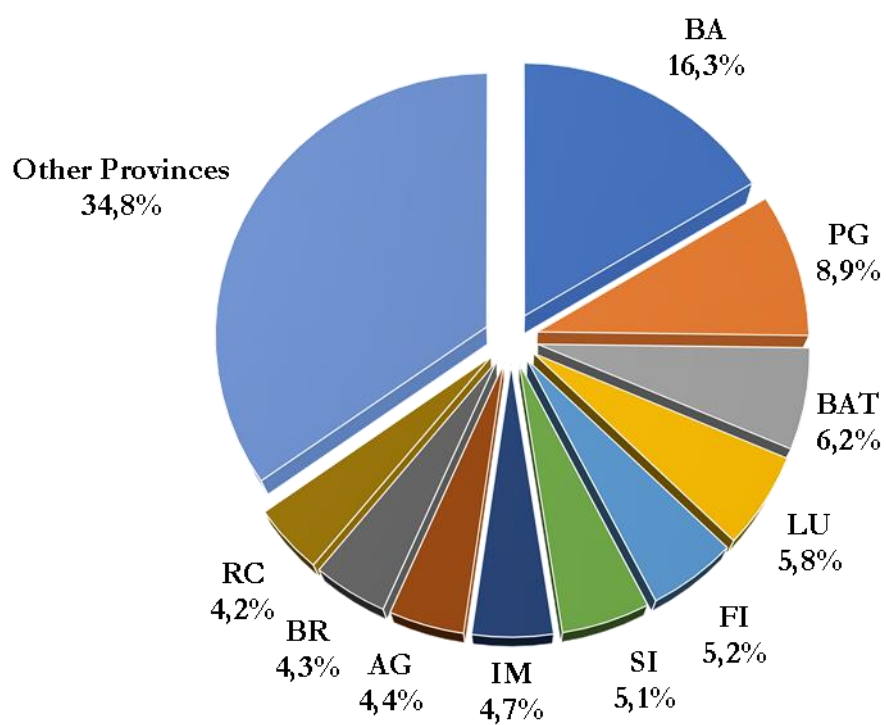


**Figure 3. Olive oil stocks by Geographic area<sup>1</sup>**

<sup>1</sup> The allocation of the Regions in the geographical areas follows the ISTAT scheme: North: Piedmont, Valle d'Aosta, Liguria, Lombardy, Trentino-Alto Adige, Veneto, Friuli - Venezia Giulia, Emilia-Romagna; Center: Tuscany, Umbria, Marche, Lazio; South: Abruzzo, Molise, Campania, Puglia, Basilicata, Calabria; Islands: Sicily, Sardinia



**Figure 4. Olive oil stocks by Region**



**Figure 5. Olive oil stocks by Province**

**Table 2. Olive oil stocks by Geographic Area and category. Data in tons**

Geographic Area	EVO oil	Virgin olive oil	Lampante olive oil	Olive oil and refined olive oil	Pomace olive oil	Olive oil to be classified	Total
South	85.380	2.182	9.784	7.767	15.083	1.626	<b>121.823</b>
Center	52.425	1.139	10.061	5.444	4.013	3.836	<b>76.918</b>
North	26.096	225	247	2.692	6.258	235	<b>35.753</b>
Islands	12.813	34	1.921	2.617	113	57	<b>17.555</b>
<b>ITALY</b>	<b>176.714</b>	<b>3.579</b>	<b>22.013</b>	<b>18.521</b>	<b>25.467</b>	<b>5.754</b>	<b>252.049</b>

At the regional level, the top 4 regions (Puglia, Tuscany, Calabria, and Umbria) hold the 67.5% of the total national stock.

**Table 3. Olive oil stocks by Region and category. Data in tons**

Region	EVO oil	Virgin olive oil	Lampante olive oil	Olive oil and refined olive oil	Pomace olive oil	Olive oil to be classified	Total
PUGLIA	54.655	1.888	6.368	3.505	9.885	1.098	<b>77.398</b>
TOSCANA	35.761	162	2.453	4.960	589	111	<b>44.035</b>
CALABRIA	10.531	948	7.598	272	2.927	3.594	<b>25.869</b>
UMBRIA	18.000	152	139	2.654	1.964	15	<b>22.924</b>
SICILIA	10.425	80	244	32	5.219	154	<b>16.155</b>
LIGURIA	11.260	29	1.920	2.573	104	23	<b>15.909</b>
CAMPANIA	7.485	119	26	1.121	2.094	353	<b>11.196</b>
E. ROMAGNA	7.008	5	1	1.864	711	6	<b>9.593</b>
ABRUZZO	3.737	13	3.241	426	894	57	<b>8.367</b>
LAZIO	5.647	26	9	207	493	106	<b>6.489</b>
LOMBARDIA	3.683	94	1	580	75	56	<b>4.489</b>
PIEMONTE	3.270	32	-	163	250	2	<b>3.719</b>
VENETO	1.591	11	0	53	2	14	<b>1.670</b>
SARDEGNA	1.554	5	1	44	9	34	<b>1.646</b>
BASILICATA	972	8	9	62	247	46	<b>1.343</b>
MOLISE	533	2	1	1	-	57	<b>594</b>
MARCHE	485	3	1	6	4	25	<b>525</b>
TRENTINO A.A.	84	1	1	0	1	0	<b>88</b>
FRIULI V.G.	35	1	-	-	-	3	<b>39</b>
<b>ITALY</b>	<b>176.714</b>	<b>3.579</b>	<b>22.013</b>	<b>18.521</b>	<b>25.467</b>	<b>5.754</b>	<b>252.049</b>

**Table 4. Olive oil stocks by Province and category. Data in tons**

Province	EVO oil	Virgin olive oil	Lampante olive oil	Olive oil and refined olive oil	Pomace olive oil	Olive oil to be classified	Total
BARI	28.687	672	2.508	3.270	5.668	364	41.169
PERUGIA	17.529	141	139	2.624	1.947	8	22.389
BARLETTA-ANDRIA-TRANI	12.213	355	747	106	2.312	3	15.736
LUCCA	8.743	0	2.347	3.448	132	6	14.676
FIRENZE	11.506	118	21	1.024	341	15	13.024
SIENA	12.337	37	16	424	78	17	12.909
IMPERIA	7.657	1	1.920	2.191	14	16	11.799
AGRIGENTO	6.109	31	10	6	4.781	33	10.970
BRINDISI	5.863	460	2.413	88	1.826	282	10.932
REGGIO DI CALABRIA	1.433	543	5.983	91	923	1.666	10.639
FOGGIA	5.760	10	8	14	54	142	5.988
CATANZARO	4.499	90	376	2	326	692	5.985
RAVENNA	3.767	-	-	1.251	316	0	5.335
TERAMO	306	2	3.229	414	878	21	4.850
COSENZA	2.257	124	75	36	1.211	673	4.377
BENEVENTO	3.328	0	0	759	198	19	4.305
GENOVA	3.405	26	-	342	69	2	3.844
CUNEO	3.242	32	-	160	249	-	3.684
CREMONA	3.102	93	-	385	66	-	3.645
SALERNO	1.372	115	25	73	1.358	293	3.235
ROMA	3.114	3	1	68	18	32	3.234
CHIETI	2.977	11	11	10	16	18	3.043
<i>Other Provinces</i>	<i>27.509</i>	<i>714</i>	<i>2.184</i>	<i>1.735</i>	<i>2.686</i>	<i>1.453</i>	<i>36.281</i>
<b>ITALY</b>	<b>176.714</b>	<b>3.579</b>	<b>22.013</b>	<b>18.521</b>	<b>25.467</b>	<b>5.754</b>	<b>252.049</b>

At provincial level, it is clear a significant concentration of olive oil stocks: in the top 10 provinces is stocked the 65.2% of the Italian olive oil. Among these provinces, there are five from the central-northern Italy: Perugia, Lucca, Florence, Siena, and Imperia.

### 3. Which olive oil in the olive mill Italy?

Despite the large number of GIs present (47), out of a total of 11.2 million litres of GI olive oil in stock, the PDO Terra di Bari represent itself the 44.9% and the first 20 names 96.0% of the total GIs olive oil stocked in Italy.

Overall, the PDO / PGI olive oil in stock is equal to 4.1% of the total olive oil stocked in Italy and represents 5.8% of the stored EVO oil.

**Table 5. PDO and PGI olive oil stocks**

		<b>Litri</b>	<b>%</b>
1	<b>TERRA DI BARI</b>	<b>5.019.353</b>	<b>44,9%</b>
2	<b>VAL DI MAZARA</b>	<b>1.276.336</b>	<b>11,4%</b>
3	<b>TOSCANO</b>	<b>1.198.670</b>	<b>10,7%</b>
4	<b>SICILIA</b>	<b>954.270</b>	<b>8,5%</b>
5	<b>OLIO DI CALABRIA</b>	<b>556.421</b>	<b>5,0%</b>
6	<b>MONTI IBLEI</b>	<b>228.443</b>	<b>2,0%</b>
7	<b>VALLI TRAPANESI</b>	<b>202.452</b>	<b>1,8%</b>
8	<b>UMBRIA</b>	<b>187.564</b>	<b>1,7%</b>
9	<b>SARDEGNA</b>	<b>182.419</b>	<b>1,6%</b>
10	<b>DAUNO</b>	<b>133.936</b>	<b>1,2%</b>
11	<b>OLIO DI PUGLIA</b>	<b>133.445</b>	<b>1,2%</b>
12	<b>RIVIERA LIGURE</b>	<b>98.855</b>	<b>0,9%</b>
13	<b>COLLINE SALERNITANE</b>	<b>86.395</b>	<b>0,8%</b>
14	<b>GARDA</b>	<b>79.958</b>	<b>0,7%</b>
15	<b>LAMETIA</b>	<b>70.125</b>	<b>0,6%</b>
16	<b>CHIANTI CLASSICO</b>	<b>67.618</b>	<b>0,6%</b>
17	<b>CILENTO</b>	<b>67.556</b>	<b>0,6%</b>
18	<b>VENETO</b>	<b>67.068</b>	<b>0,6%</b>
19	<b>SABINA</b>	<b>66.781</b>	<b>0,6%</b>
20	<b>APRUTINO PESCARRESE</b>	<b>61.826</b>	<b>0,6%</b>
	<i>Other PDO/PGI</i>	<i>444.887</i>	<i>4,0%</i>
	<b>Total PDO/PGI</b>	<b>11.184.376</b>	<b>100,0%</b>



The total stock of “extra virgin olive oil” and “virgin olive oil” from organic farming amounts to 26,567 tons, almost exclusively EVO (99.6%). It is a relevant figure since the EVO Bio constitutes 15.0% of the overall EVO stocked in Italy.

**Table 6. Organic olive oil stocks in Italy. Data in tons**

	Organic EVO oil	Organic Virgin olive oil	Total organic olive oil	%
<b>EVO oil</b>	<b>24.472,4</b>	<b>1.985,8</b>	<b>26.458,2</b>	<b>99,6%</b>
<i>Italian</i>	18.401,0	1.058,5	19.459,5	73,2%
<i>EU</i>	2.593,0	283,7	2.876,7	10,8%
<i>Extra EU</i>	2.377,4	54,0	2.431,4	9,2%
<i>Blend</i>	1.101,0	589,5	1.690,5	6,4%
<b>Virgin olive oil</b>	<b>104,2</b>	<b>4,7</b>	<b>108,9</b>	<b>0,4%</b>
<i>Italian</i>	72,2	4,7	76,9	0,3%
<i>EU</i>	0,0	0,0	0,0	0,0%
<i>Extra EU</i>	32,0	0,0	32,0	0,1%
<i>Blend</i>	0,0	0,0	0,0	0,0%
<b>ITALY</b>	<b>24.577</b>	<b>1.990</b>	<b>26.567</b>	<b>100%</b>

**Table 7. Organic olive oil stocks by Region and category. Data in tons**

Region	Organic EVO oil	Organic Virgin olive oil	Total organic olive oil	%
PUGLIA	7.582,2	9,9	7.592,1	28,6
SICILIA	3.879,2	1,7	3.880,9	14,6
TOSCANA	3.811,9	0,5	3.812,3	14,3
CALABRIA	3.508,7	55,9	3.564,5	13,4
UMBRIA	1.656,5	-	1.656,5	6,2
LIGURIA	1.288,9	0,4	1.289,3	4,9
LOMBARDIA	1.006,1	0,2	1.006,3	3,8
LAZIO	827,1	0,5	827,6	3,1
PIEMONTE	595,6	32,0	627,6	2,4
CAMPANIA	496,2	7,1	503,3	1,9
VENETO	457,4	0,0	457,5	1,7
SARDEGNA	402,9	-	402,9	1,5
EMILIA ROMAGNA	394,8	-	394,8	1,5
ABRUZZO	259,2	0,1	259,3	1,0
BASILICATA	112,7	0,5	113,1	0,4
MOLISE	85,3	0,1	85,4	0,3
MARCHE	78,7	-	78,7	0,3
TRENTINO ALTO ADIGE	14,7	-	14,7	0,1
FRIULI VENEZIA GIULIA	0,2	-	0,2	0,0
<b>ITALY</b>	<b>26.458,2</b>	<b>108,9</b>	<b>26.567,0</b>	<b>100,0</b>

## 4. Olive oil stocks 28 October 2020 vs. 31 October 2019

Compared to 31 October 2019, olive oil stocks are 47.5% higher. This data is mainly justified by the changes in EVO oil stock (+60.1%), and, in particular, by the changes in stock of the Italian EVO. Indeed, the Italian EVO oil stock is 42,904 tons (+85.9%) higher than the stock registered on 31 October 2019.

The higher quantities of lampante olive oil (+52.1%), olive oil and refined olive oil (+33.5%), and olive-pomace oil (+22.5%) stocks deserve to be mentioned.

**Table 8. Olive oil stocks 28 October 2020 vs 31 October 2019. Data in tons**

	Total 28/10/2020	Total 31/10/2019	Diff. %
<b>EVO oil</b>	<b>176.714</b>	<b>110.382</b>	<b>60,1%</b>
<i>Italian</i>	92.848	49.944	85,9%
<i>EU</i>	68.955	54.042	27,6%
<i>Extra EU</i>	8.615	2.732	215,3%
<i>Blend</i>	6.296	3.664	71,8%
<b>Virgin olive oil</b>	<b>3.579</b>	<b>5.691</b>	<b>-37,1%</b>
<i>Italian</i>	1.986	1.961	1,3%
<i>EU</i>	1.554	3.477	-55,3%
<i>Extra EU</i>	32	250	<i>n.s.</i>
<i>Blend</i>	7	3	<i>n.s.</i>
<b>Lampante olive oil</b>	<b>22.013</b>	<b>14.476</b>	<b>52,1%</b>
<b>Olive oil and refined olive oil</b>	<b>18.521</b>	<b>13.877</b>	<b>33,5%</b>
<b>Pomace olive oil</b>	<b>25.467</b>	<b>20.795</b>	<b>22,5%</b>
<b>Olive oil to be classified</b>	<b>5.754</b>	<b>5.699</b>	<b>1,0%</b>
<b>ITALY</b>	<b>252.049</b>	<b>170.919</b>	<b>47,5%</b>

*n.s.: non significative*

## 5. Olive oil stocks 28 October 2020 vs. 21 October 2020

Compared to 21 October 2020, a 0.1% reduction of olive oil stocks was recorded. The increase of Italian EVO (+1.8%) is counterbalanced by the reduction in EU EVO oil (-2.5%).

**Table 9. Olive oil stocks 28 October 2020 vs 21 October 2020. Data in tons**

	Total 28/10/2020	Total 21/10/2020	Diff. %
<b>EVO oil</b>	<b>176.714</b>	<b>176.807</b>	<b>-0,1%</b>
<i>Italian</i>	92.848	91.233	1,8%
<i>EU</i>	68.955	70.691	-2,5%
<i>Extra EU</i>	8.615	8.805	-2,2%
<i>Blend</i>	6.296	6.078	3,6%
<b>Virgin olive oil</b>	<b>3.579</b>	<b>3.622</b>	<b>-1,2%</b>
<i>Italian</i>	1.986	2.001	-0,8%
<i>EU</i>	1.554	1.595	-2,6%
<i>Extra EU</i>	32	21	56,1%
<i>Blend</i>	7	5	46,0%
<b>Lampante olive oil</b>	<b>22.013</b>	<b>22.569</b>	<b>-2,5%</b>
<b>Olive oil and refined olive oil</b>	<b>18.521</b>	<b>18.697</b>	<b>-0,9%</b>
<b>Pomace olive oil</b>	<b>25.467</b>	<b>25.146</b>	<b>1,3%</b>
<b>Olive oil to be classified</b>	<b>5.754</b>	<b>5.382</b>	<b>6,9%</b>
<b>ITALY</b>	<b>252.049</b>	<b>252.224</b>	<b>-0,1%</b>