



MINISTERO DELL'AGRICOLTURA  
DELLA SOVRANITÀ ALIMENTARE  
E DELLE FORESTE



DEPARTMENT OF CENTRAL INSPECTORATE FOR FRAUD  
REPRESSION AND QUALITY PROTECTION OF THE AGRI-  
FOOD PRODUCTS AND FOODSTAFFS

ICQRF

# WINE CELLAR ITALY

**Update of 30 June 2023**

**Wines, musts, GIs stocked in Italy by operators  
obliged to keep the wine computerized register**

*report no. 7/2023*

*published at the webpage: [www.politicheagricole.it](http://www.politicheagricole.it)*



## **Wine cellar Italy at 30 June 2023**

The Report is drawn up by the ICQRF on data recorded in the wine computerized registers, which at 30 June 2023 are 21,296. ICQRF estimates that the database contains at least 95% of wine and must held in Italy.

**Wines: 49.5 million hectoliters. Compared to the past 31 May 2023, stocks are 6.3% lower (-3,340,431 hectoliters). The stocks are 5.1% higher compared to 30 June 2022 (+2,384,011 hectoliters).**

## **1. Summary**

On 30 June 2023, in Italian oenological premises, there are 49.5 million hectolitres of wine, 4.2 million hectolitres of musts and 48,834 hectolitres of new wine still in fermentation. Compared to the stocks recorded on 30 June 2022, as reported in table 7, the stocks are higher for wines (+5.1%), lower for musts (-8.8%), and for new wine still in fermentation (-40.7%). As shown in table 8, compared to the stocks recorded on 31 May 2023, stocks are lower for wine (-6.3%), for musts (-14.8%) and for new wine still in fermentation (-12.3%).

The 55.2% of wine in Italy is physically stocked in the northern regions, mainly in Veneto region.

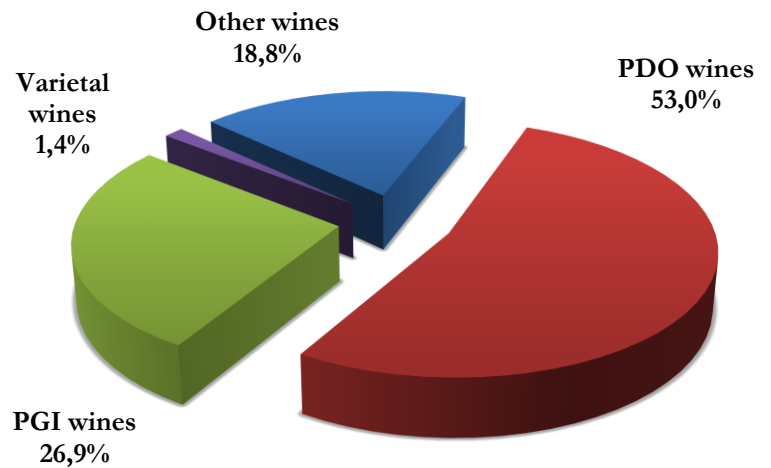
The 53.0% of the wine in stock is PDO, 26.9% of wine is PGI, while the varietal wines stocks represent just 1.4% of the total. The remaining 18.8% consists of other wines.

The GIs stocks are highly concentrated; in fact, the first 20 of 526 registered names represent more than half of the total GI stocks (58.6%).

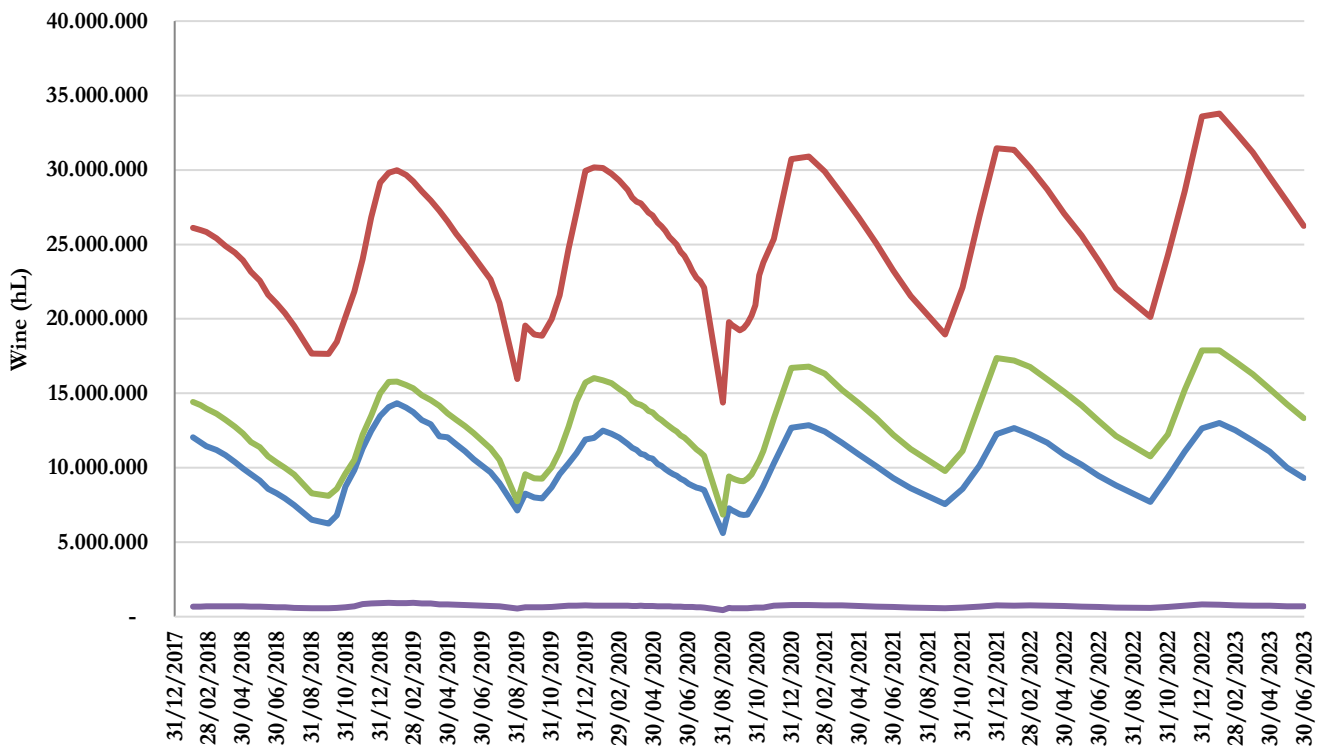
## 2. Wine stocked in Italy as of 30 June 2023

**Table 1. Wine stocks in Italy by category and colour**

WINES	hectolitres	%
<b>PDO wines</b>	<b>26.236.209</b>	<b>53,0</b>
<i>white</i>	11.754.384	23,7
<i>rosé</i>	785.006	1,6
<i>red</i>	13.696.819	27,6
<b>PGI wines</b>	<b>13.321.690</b>	<b>26,9</b>
<i>white</i>	4.502.317	9,1
<i>rosé</i>	510.965	1,0
<i>red</i>	8.308.408	16,8
<b>Varietal wines</b>	<b>690.773</b>	<b>1,4</b>
<b>Other wines</b>	<b>9.298.665</b>	<b>18,8</b>
<b>ITALY</b>	<b>49.547.338</b>	<b>100,0</b>



**Figure 1. Trend of the wine stocks by category: 1<sup>st</sup> February 2018 – 30 June 2023**

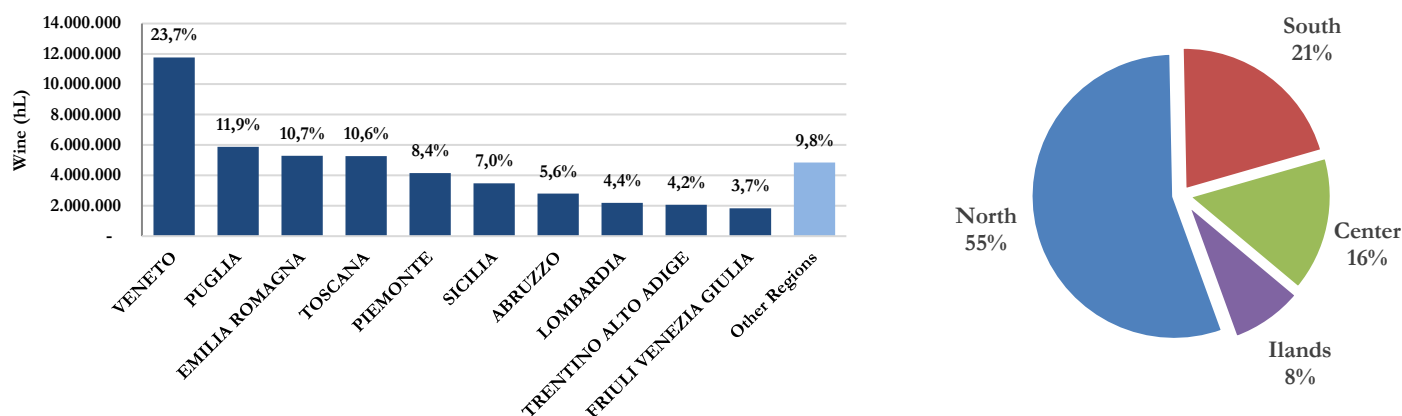


Data at 31 August of each year are influenced by the partial closure of the registrations related to the previous campaigns.

## Where is physically stocked the wine in Italy?

The 55.2% of wine in Italy is stocked in the northern regions. In Veneto, there is the 23.7% of the national wine, thanks to the significant effect of stocks in the provinces of Treviso (9.9%) and Verona (8.4%).

**Figure 2. Wine stocks by Region and Geographical Area**



**Table 2. Wine stocks by geographical area and category**

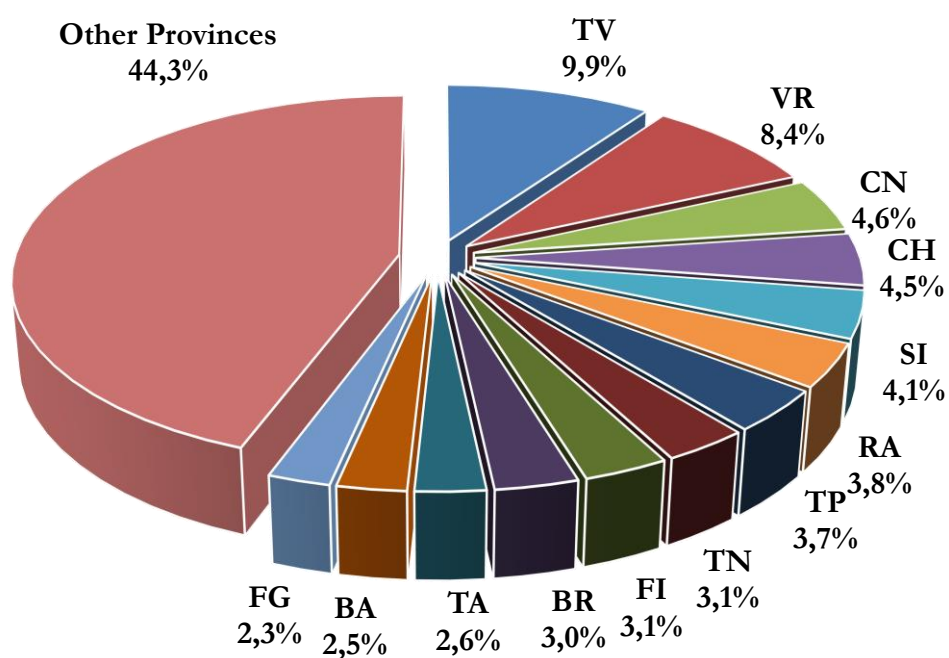
Geographical area	PDO wines (hL)	PGI wines (hL)	Other wines (hL)	Varietal wines (hL)	Total_Wines (hL)
North	16.335.734	5.147.204	5.381.802	502.289	27.367.029
South	3.323.636	4.456.457	2.434.989	124.048	10.339.129
Center	4.232.274	2.453.461	976.152	35.112	7.696.999
Island	2.344.565	1.264.568	505.724	29.324	4.144.181
<b>ITALY</b>	<b>26.236.209</b>	<b>13.321.690</b>	<b>9.298.665</b>	<b>690.773</b>	<b>49.547.338</b>
<b>Percentage</b>					
Geographical area	PDO wines (%)	PGI wines (%)	Other wines (%)	Varietal wines (%)	Total_Wines (%)
North	62,3	38,6	57,9	72,7	55,2
South	12,7	33,5	26,2	18,0	20,9
Center	16,1	18,4	10,5	5,1	15,5
Island	8,9	9,5	5,4	4,2	8,4
<b>ITALY</b>	<b>100,0</b>	<b>100,0</b>	<b>100,0</b>	<b>100,0</b>	<b>100,0</b>

**NB;** The allocation of the Regions in the geographical areas follows the ISTAT scheme: North: Piedmont, Valle d'Aosta, Liguria, Lombardy, Trentino-Alto Adige, Veneto, Friuli - Venezia Giulia, Emilia-Romagna; Center: Tuscany, Umbria, Marche, Lazio; South: Abruzzo, Molise, Campania, Puglia, Basilicata, Calabria; Islands: Sicily, Sardinia

**Table 3. Wine stocks by Region and category**

Region	PDO wines (hL)	PGI wines (hL)	Other wines (hL)	Varietal wines (hL)	Total_Wines (hL)
<b>VENETO</b>	8.129.821	2.246.156	1.187.708	201.656	<b>11.765.341</b>
<b>PUGLIA</b>	1.002.187	3.424.584	1.412.101	42.149	<b>5.881.021</b>
<b>EMILIA ROMAGNA</b>	1.224.615	1.482.530	2.514.715	72.902	<b>5.294.761</b>
<b>TOSCANA</b>	3.234.858	1.537.072	478.991	9.442	<b>5.260.364</b>
<b>PIEMONTE</b>	2.962.783	204.182	881.787	95.800	<b>4.144.551</b>
<b>SICILIA</b>	1.921.380	1.136.613	393.831	26.284	<b>3.478.108</b>
<b>ABRUZZO</b>	1.541.177	511.788	668.578	72.482	<b>2.794.025</b>
<b>LOMBARDIA</b>	1.227.739	451.136	452.993	58.995	<b>2.190.863</b>
<b>TRENTINO ALTO ADIGE</b>	1.530.023	403.957	110.824	15.183	<b>2.059.988</b>
<b>FRIULI VENEZIA GIULIA</b>	1.217.116	351.978	208.667	57.272	<b>1.835.033</b>
<b>CAMPANIA</b>	562.319	358.252	218.751	4.672	<b>1.143.994</b>
<b>MARCHE</b>	520.842	307.984	190.450	13.455	<b>1.032.731</b>
<b>LAZIO</b>	220.952	375.276	268.681	8.811	<b>873.719</b>
<b>SARDEGNA</b>	423.185	127.956	111.893	3.040	<b>666.073</b>
<b>UMBRIA</b>	255.622	233.129	38.030	3.403	<b>530.185</b>
<b>CALABRIA</b>	60.863	77.662	42.534	673	<b>181.732</b>
<b>MOLISE</b>	62.048	43.863	67.440	3.755	<b>177.105</b>
<b>BASILICATA</b>	95.043	40.308	25.586	317	<b>161.253</b>
<b>LIGURIA</b>	22.875	7.256	19.113	458	<b>49.702</b>
<b>VALLE D'AOSTA</b>	20.762	10	5.995	24	<b>26.792</b>
<b>ITALY</b>	<b>26.236.209</b>	<b>13.321.690</b>	<b>9.298.665</b>	<b>690.773</b>	<b>49.547.338</b>

**Figure 3. Wine stocks by Province**



**Table 4. Wine stocks by Province and category**

<b>Province</b>	<b>PDO wines (hL)</b>	<b>PGI wines (hL)</b>	<b>Other wines (hL)</b>	<b>Varietal wines (hL)</b>	<b>Total_Wines (hL)</b>
<b>Treviso</b>	3.715.006	615.044	495.905	61.291	<b>4.887.245</b>
<b>Verona</b>	2.767.874	987.989	307.563	81.119	<b>4.144.545</b>
<b>Cuneo</b>	1.737.799	153.011	349.800	49.504	<b>2.290.113</b>
<b>Chieti</b>	1.170.341	435.303	576.285	68.140	<b>2.250.069</b>
<b>Siena</b>	1.490.512	418.765	114.615	1.629	<b>2.025.522</b>
<b>Ravenna</b>	85.582	370.284	1.397.808	35.034	<b>1.888.707</b>
<b>Trapani</b>	974.556	648.279	205.730	18.759	<b>1.847.324</b>
<b>Trento</b>	1.139.522	322.011	69.608	11.381	<b>1.542.521</b>
<b>Firenze</b>	912.495	424.346	200.848	1.967	<b>1.539.656</b>
<b>Brindisi</b>	275.703	1.115.232	115.532	1.896	<b>1.508.363</b>
<b>Taranto</b>	445.746	732.821	87.052	2.276	<b>1.267.895</b>
<b>Bari</b>	92.368	607.798	544.165	9.805	<b>1.254.136</b>
<b>Foggia</b>	20.541	479.271	603.035	25.984	<b>1.128.831</b>
<b>Venezia</b>	738.115	209.421	111.664	6.185	<b>1.065.385</b>
<b>Asti</b>	690.975	27.820	288.753	35.522	<b>1.043.069</b>
<b>Vicenza</b>	556.923	249.993	142.924	35.360	<b>985.201</b>
<b>Reggio Emilia</b>	210.018	392.014	318.471	4.450	<b>924.953</b>
<b>Brescia</b>	720.561	34.367	120.908	5.520	<b>881.356</b>
<b>Forli - Cesena</b>	227.918	301.447	303.601	14.914	<b>847.880</b>
<b>Pordenone</b>	565.307	120.270	63.668	12.632	<b>761.877</b>
<b>Udine</b>	458.133	150.988	113.632	36.598	<b>759.352</b>
<b>Modena</b>	407.921	176.990	121.710	7.499	<b>714.120</b>
<b>Pavia</b>	276.322	233.647	158.292	38.426	<b>706.686</b>
<b>Padova</b>	349.178	180.932	127.299	17.650	<b>675.059</b>
<b>Agrigento</b>	371.345	237.118	43.373	328	<b>652.163</b>
<i>Other Provinces</i>	<i>5.835.450</i>	<i>3.696.529</i>	<i>2.316.423</i>	<i>106.906</i>	<i>11.955.308</i>
<b>ITALY</b>	<b>26.236.209</b>	<b>13.321.690</b>	<b>9.298.665</b>	<b>690.773</b>	<b>49.547.338</b>

## Which wines in the wine cellar Italy?

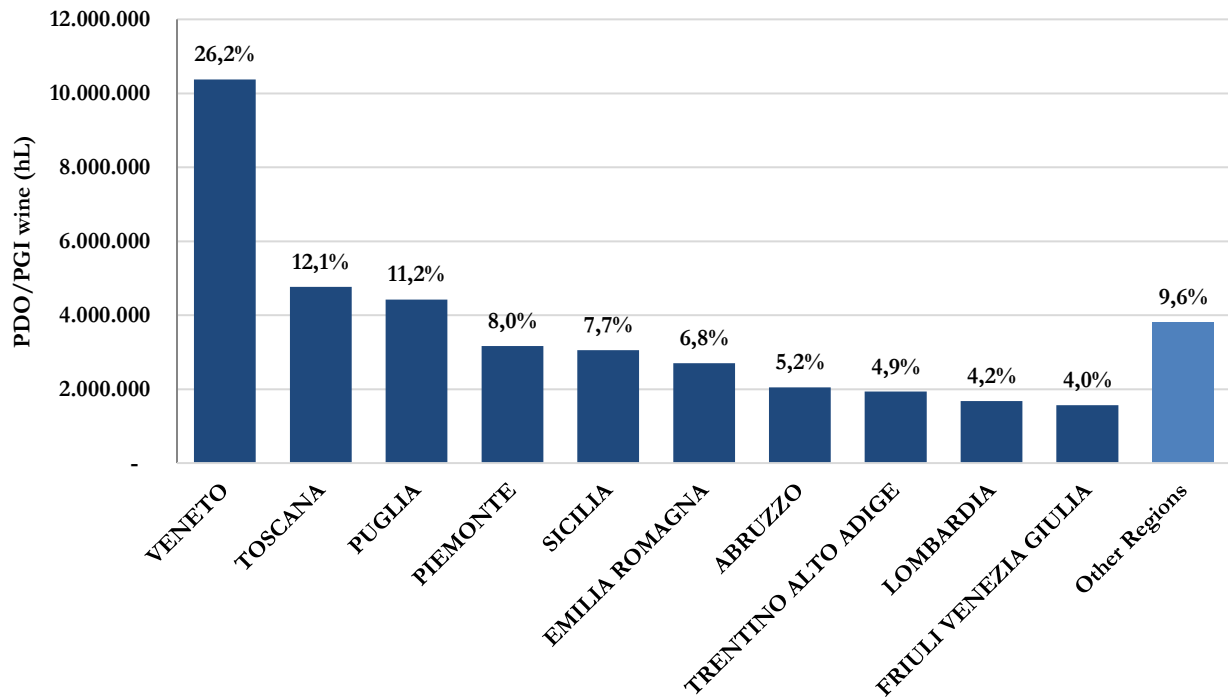
The 53.0% of the wine in stock is PDO, with a stock slightly higher for red wines (52.2%). 26.9% of wine is PGI, with a prevalence of red (62.4%), while the varietal wines stocks represent just 1.4% of the total. The 18.8% consists of other wines.

Despite the large number of GIs registered (526), the GIs stocks are highly concentrated; in fact, the first 20 names represent more than half of the total GI stocks (58.6%).

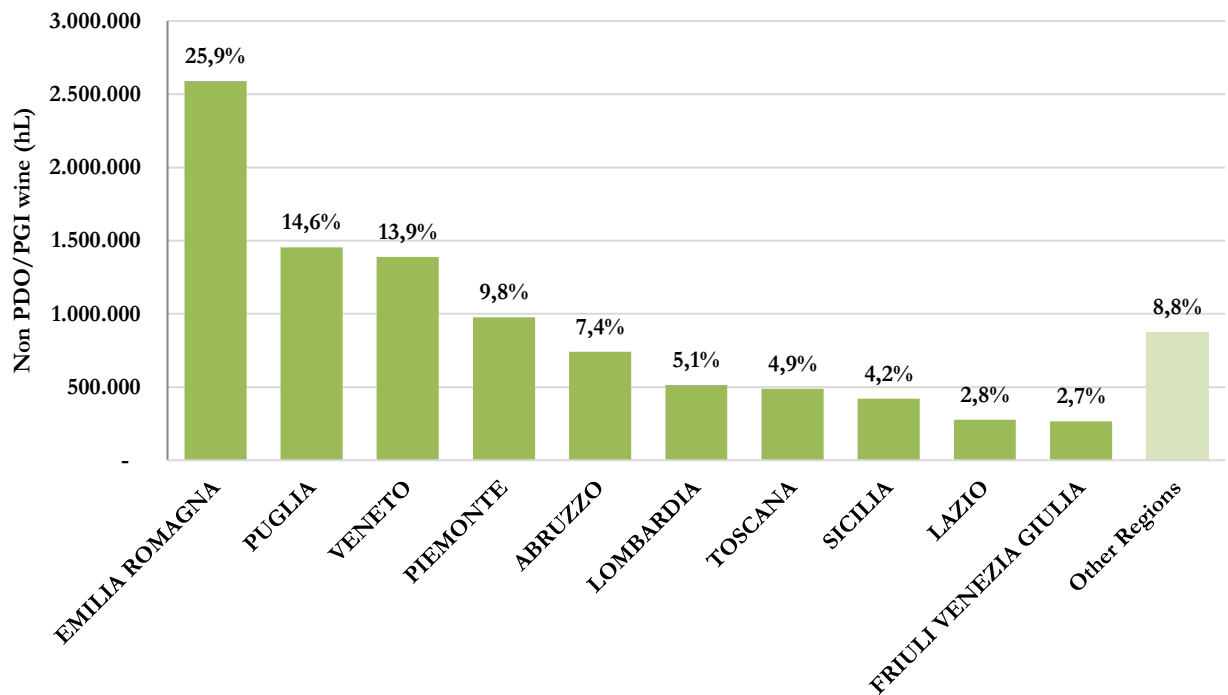
**Table 5. PDO and PGI wines stocks in Italy**

	hectolitres	%
<b>PROSECCO</b>	4.178.531	<b>10,6</b>
<b>PUGLIA</b>	2.335.638	<b>5,9</b>
<b>SICILIA</b>	1.564.980	<b>4,0</b>
<b>SALENTO</b>	1.531.975	<b>3,9</b>
<b>TOSCANO O TOSCANA</b>	1.430.711	<b>3,6</b>
<b>MONTEPULCIANO D'ABRUZZO</b>	1.409.995	<b>3,6</b>
<b>TERRE SICILIANE</b>	1.329.294	<b>3,4</b>
<b>DELLE VENEZIE O BENESKIH OKOLISEV</b>	1.240.617	<b>3,1</b>
<b>CHIANTI</b>	1.136.146	<b>2,9</b>
<b>VENETO</b>	1.050.370	<b>2,7</b>
<b>CHIANTI CLASSICO</b>	763.312	<b>1,9</b>
<b>RUBICONE</b>	723.179	<b>1,8</b>
<b>CONEGLIANO VALDOBBIADENE PROSECCO</b>	699.802	<b>1,8</b>
<b>EMILIA O DELL' EMILIA</b>	620.657	<b>1,6</b>
<b>VALPOLICELLA RIPASSO</b>	590.095	<b>1,5</b>
<b>FRANCIACORTA</b>	548.297	<b>1,4</b>
<b>PRIMITIVO DI MANDURIA</b>	545.672	<b>1,4</b>
<b>PROVINCIA DI VERONA O VERONESE</b>	540.095	<b>1,4</b>
<b>BAROLO</b>	509.683	<b>1,3</b>
<b>SOAVE</b>	441.471	<b>1,1</b>
<i>Other PDO /PGI</i>	<i>16.367.379</i>	<i>41,4</i>
<b>Total PDO /PGI</b>	<b>39.557.900</b>	<b>100,0</b>

**Figure 4. PDO/PGI wines stocks by Region**



**Figure 5. Other wines stocks by Region**



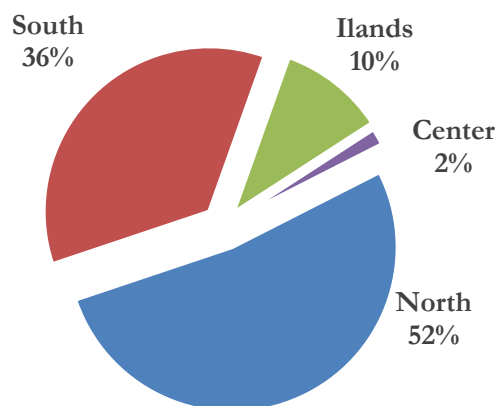


### 3. MUSTS stocked in Italy as of 30 June 2023

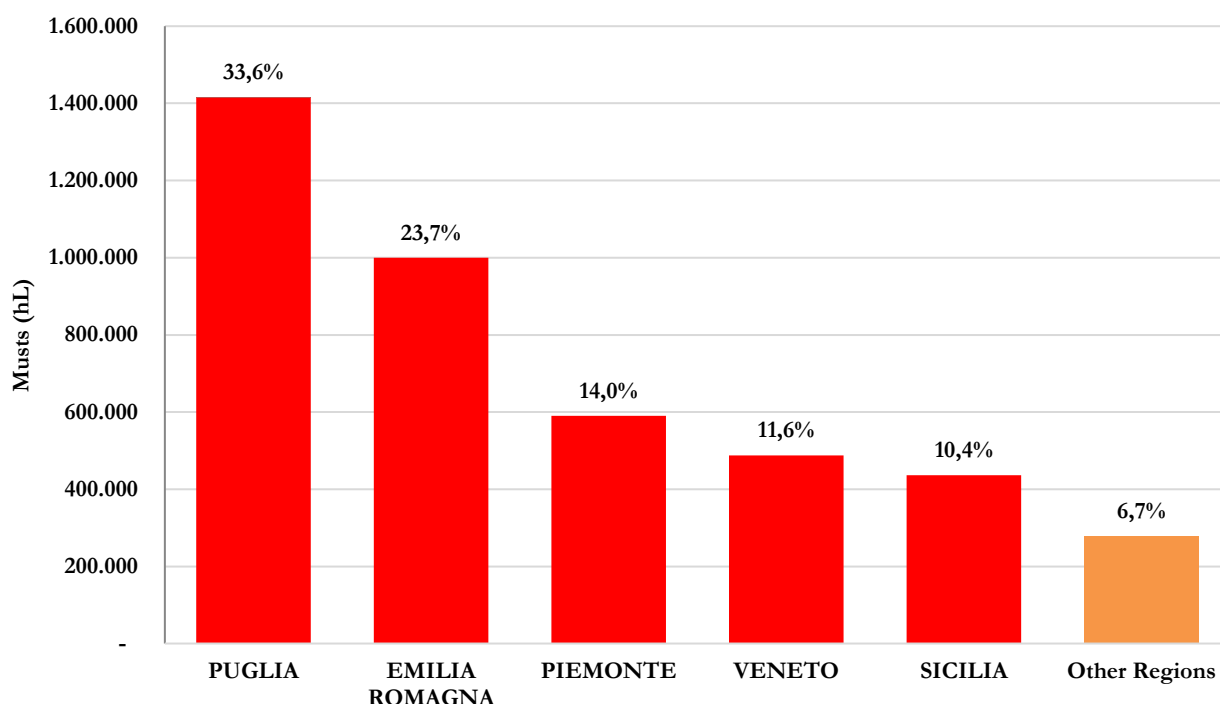
The 4.2 million hectolitres of musts are mainly stocked in the northern (52.3%) and southern (35.6%) regions of Italy. In the top 2 Regions are stocked the 57.4% of the musts: Puglia (33.6%) and Emilia-Romagna (23.7%).

**Table 6. Must stocks in Italy by category and geographical area**

Musts	hectolitres	%
Must concentrated	91.573	2,2%
MCR	254.145	6,0%
Other musts	3.863.659	91,8%
<b>ITALY</b>	<b>4.209.377</b>	<b>100%</b>



**Figure 6. Musts stocks by Region**



### 4. New Wine Still in Fermentation stocked in Italy as of 30 June 2023

The new wines still in fermentation are 48,834 hectolitres, stocked as follow: 66.8% in the North, 13.9% in the South, 13.4% in the Central Regions, and the remaining 5.9% in the Islands.

## 5. Stocks 30 June 2023 vs. 30 June 2022

Table 7. Difference in wine products stocks compared to the same period of the last year. Data in hectolitres

<b>WINES</b>	<b>30/06/2023</b>	<b>30/06/2022</b>	<b>2023 vs 2022</b>
<b>PDO wines</b>	<b>26.236.209</b>	<b>23.913.668</b>	<b>9,7%</b>
<i>white</i>	11.754.384	10.146.123	15,9%
<i>rosé</i>	785.006	832.046	-5,7%
<i>red</i>	13.696.819	12.935.499	5,9%
<b>PGI wines</b>	<b>13.321.690</b>	<b>13.154.617</b>	<b>1,3%</b>
<i>white</i>	4.502.317	4.719.226	-4,6%
<i>rosé</i>	510.965	483.077	5,8%
<i>red</i>	8.308.408	7.952.314	4,5%
<b>Varietal wines</b>	<b>690.773</b>	<b>642.610</b>	<b>7,5%</b>
<b>Other wines</b>	<b>9.298.665</b>	<b>9.452.432</b>	<b>-1,6%</b>
<b>ITALY</b>	<b>49.547.338</b>	<b>47.163.327</b>	<b>5,1%</b>
<b>MUSTS</b>	<b>30/06/2023</b>	<b>30/06/2022</b>	<b>2023 vs 2022</b>
<b>Must concentrated</b>	<b>91.573</b>	<b>69.639</b>	<b>31,5%</b>
<b>MCR</b>	<b>254.145</b>	<b>326.232</b>	<b>-22,1%</b>
<b>Other musts</b>	<b>3.863.659</b>	<b>4.220.763</b>	<b>-8,5%</b>
<b>ITALY</b>	<b>4.209.377</b>	<b>4.616.633</b>	<b>-8,8%</b>
<b>New wine still in fermentation</b>	<b>30/06/2023</b>	<b>30/06/2022</b>	<b>2023 vs 2022</b>
<b>ITALY</b>	<b>48.834</b>	<b>82.292</b>	<b>-40,7%</b>

## 6. Stocks 30 June 2023 vs. 31 May 2023

Table 8. Differences in wine products stocks compared to the last data. Data in hectolitres

WINES	30/06/2023	31/05/2023	diff.
<b>PDO wines</b>	<b>26.236.209</b>	<b>27.888.799</b>	<b>-5,9%</b>
<i>white</i>	11.754.384	12.861.093	-8,6%
<i>rosé</i>	785.006	835.284	-6,0%
<i>red</i>	13.696.819	14.192.422	-3,5%
<b>PGI wines</b>	<b>13.321.690</b>	<b>14.278.332</b>	<b>-6,7%</b>
<i>white</i>	4.502.317	5.021.231	-10,3%
<i>rosé</i>	510.965	546.916	-6,6%
<i>red</i>	8.308.408	8.710.184	-4,6%
<b>Varietal wines</b>	<b>690.773</b>	<b>700.272</b>	<b>-1,4%</b>
<b>Other wines</b>	<b>9.298.665</b>	<b>10.020.366</b>	<b>-7,2%</b>
<b>ITALY</b>	<b>49.547.338</b>	<b>52.887.769</b>	<b>-6,3%</b>
<b>MUSTS</b>			
	<b>30/06/2023</b>	<b>31/05/2023</b>	<b>diff.</b>
<b>Must concentrated</b>	<b>91.573</b>	<b>82.834</b>	<b>10,6%</b>
<b>MCR</b>	<b>254.145</b>	<b>259.632</b>	<b>-2,1%</b>
<b>Other musts</b>	<b>3.863.659</b>	<b>4.598.806</b>	<b>-16,0%</b>
<b>ITALY</b>	<b>4.209.377</b>	<b>4.941.272</b>	<b>-14,8%</b>
<b>New wine still in fermentation</b>			
	<b>30/06/2023</b>	<b>31/05/2023</b>	<b>diff.</b>
<b>ITALY</b>	<b>48.834</b>	<b>55.693</b>	<b>-12,3%</b>