



MINISTERO DELL'AGRICOLTURA  
DELLA SOVRANITÀ ALIMENTARE  
E DELLE FORESTE



DEPARTMENT OF CENTRAL INSPECTORATE FOR FRAUD  
REPRESSION AND QUALITY PROTECTION OF THE AGRI-  
FOOD PRODUCTS AND FOODSTAFFS

ICQRF

# WINE CELLAR ITALY

**Update of 31 October 2023**

**Wines, musts, GIs stocked in Italy by operators  
obliged to keep the wine computerized register**

*report no. 10/2023*

*published at the webpage: [www.politicheagricole.it](http://www.politicheagricole.it)*



## **Wine cellar Italy at 31 October 2023**

The Report is drawn up by the ICQRF on data recorded in the wine computerized registers, which at 31 October 2023 are 22,546. ICQRF estimates that the database contains at least 95% of wine and must held in Italy.

**Wines: 43.8 million hectoliters. Compared to the past 30 September 2023, stocks are 2.5% higher (+1,060,496 hectoliters). The stocks are 5.8% lower compared to 31 October 2022 (-2,717,309 hectoliters).**

## **1. Summary**

On 31 October 2023, in Italian oenological premises, there are 43.8 million hectolitres of wine, 13.5 million hectolitres of musts and 12.1 million hectolitres of new wine still in fermentation. Compared to the stocks recorded on 31 October 2022, as reported in table 7, the stocks are lower for wines (-5.8%), musts (-23.6%), and new wine still in fermentation (-19.6%). As shown in table 8, compared to the stocks recorded on 30 September 2023, stocks are higher for wine (+2.5%), and, as expected for this period, much higher for musts and for new wine still in fermentation.

The 59.0% of wine in Italy is physically stocked in the northern regions, mainly in Veneto region.

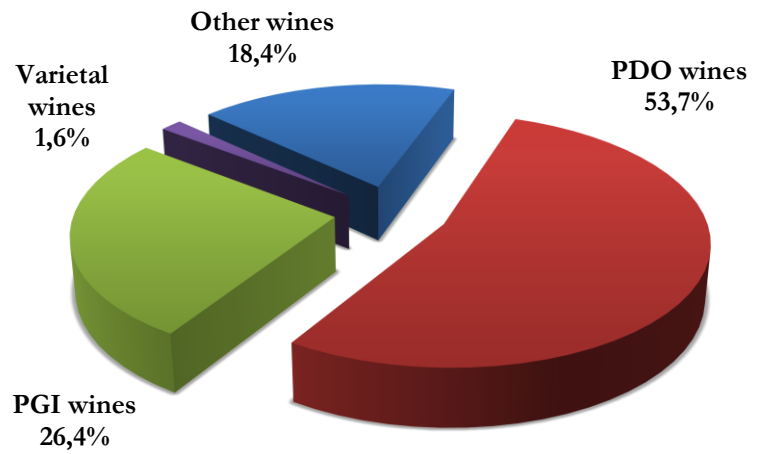
The 53.7% of the wine in stock is PDO, 26.4% of wine is PGI, while the varietal wines stocks represent just 1.6% of the total. The remaining 18.4% consists of other wines.

The GIs stocks are highly concentrated; in fact, the first 20 of 526 registered names represent more than half of the total GI stocks (59.3%).

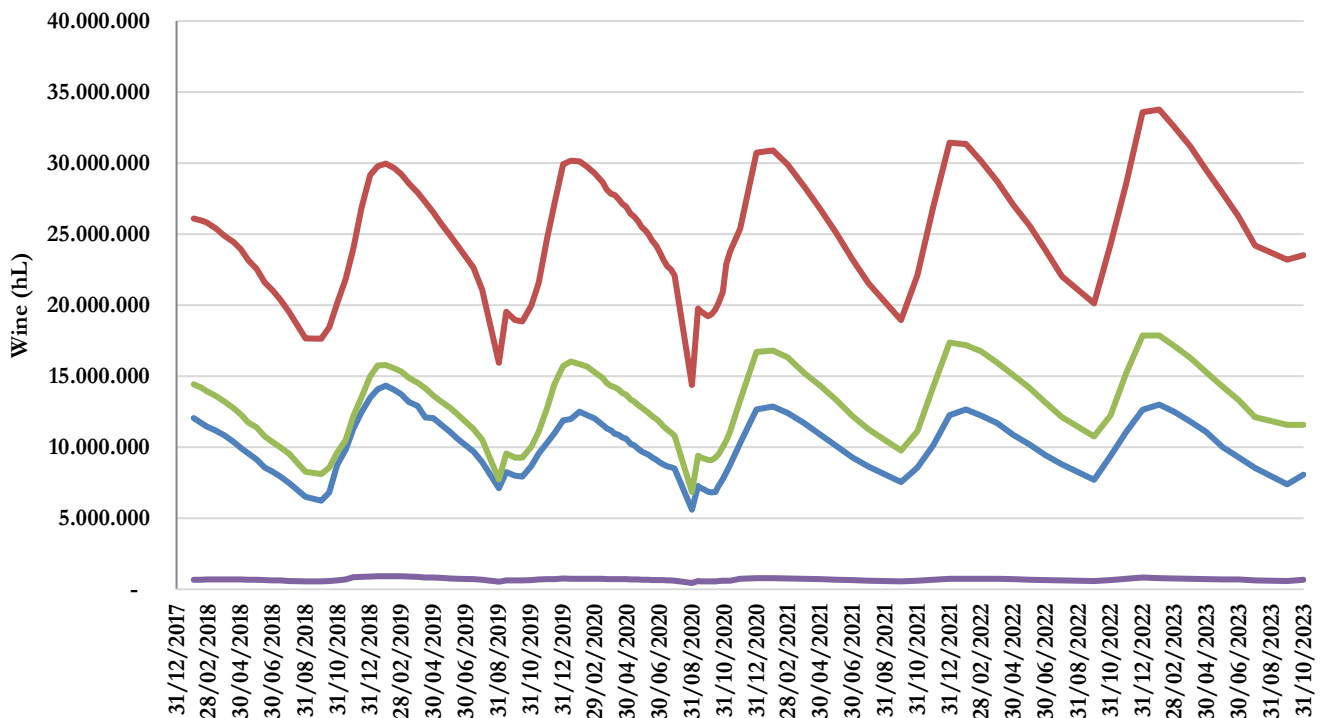
## 2. Wine stocked in Italy as of 31 October 2023

**Table 1. Wine stocks in Italy by category and colour**

WINES	hectolitres	%
<b>PDO wines</b>	<b>23.519.764</b>	<b>53,7</b>
<i>white</i>	10.741.915	24,5
<i>rosé</i>	499.743	1,1
<i>red</i>	12.278.105	28,0
<b>PGI wines</b>	<b>11.569.943</b>	<b>26,4</b>
<i>white</i>	4.026.081	9,2
<i>rosé</i>	400.297	0,9
<i>red</i>	7.143.564	16,3
<b>Varietal wines</b>	<b>681.582</b>	<b>1,6</b>
<b>Other wines</b>	<b>8.065.269</b>	<b>18,4</b>
<b>ITALY</b>	<b>43.836.558</b>	<b>100,0</b>



**Figure 1. Trend of the wine stocks by category: 1<sup>st</sup> February 2018 – 31 October 2023**

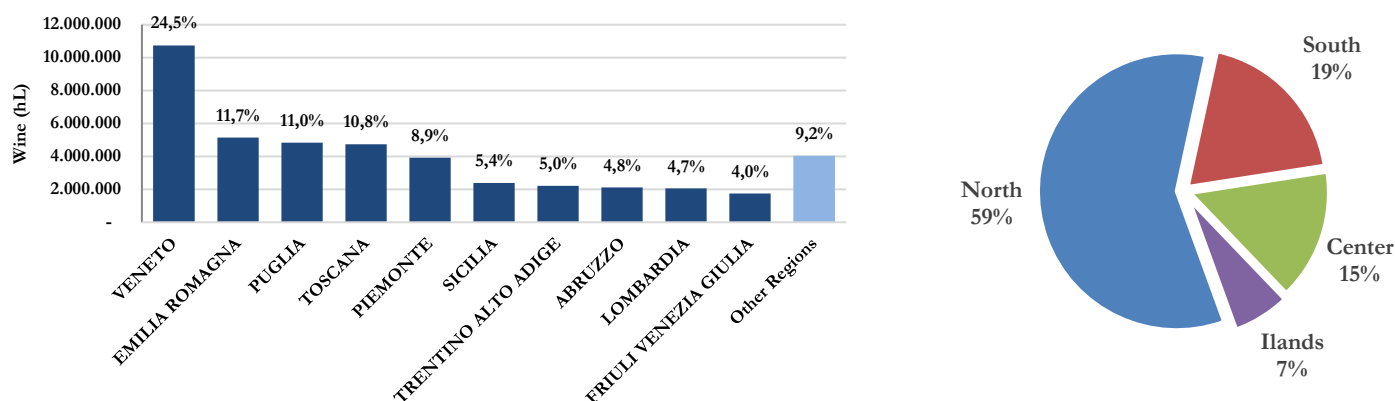


Data at 31 August of each year are influenced by the partial closure of the registrations related to the previous campaigns.

## Where is physically stocked the wine in Italy?

The 59.0% of wine in Italy is stocked in the northern regions. In Veneto, there is the 24.5% of the national wine, thanks to the significant effect of stocks in the provinces of Treviso (10.4%) and Verona (8.4%).

**Figure 2. Wine stocks by Region and Geographical Area**



**Table 2. Wine stocks by geographical area and category**

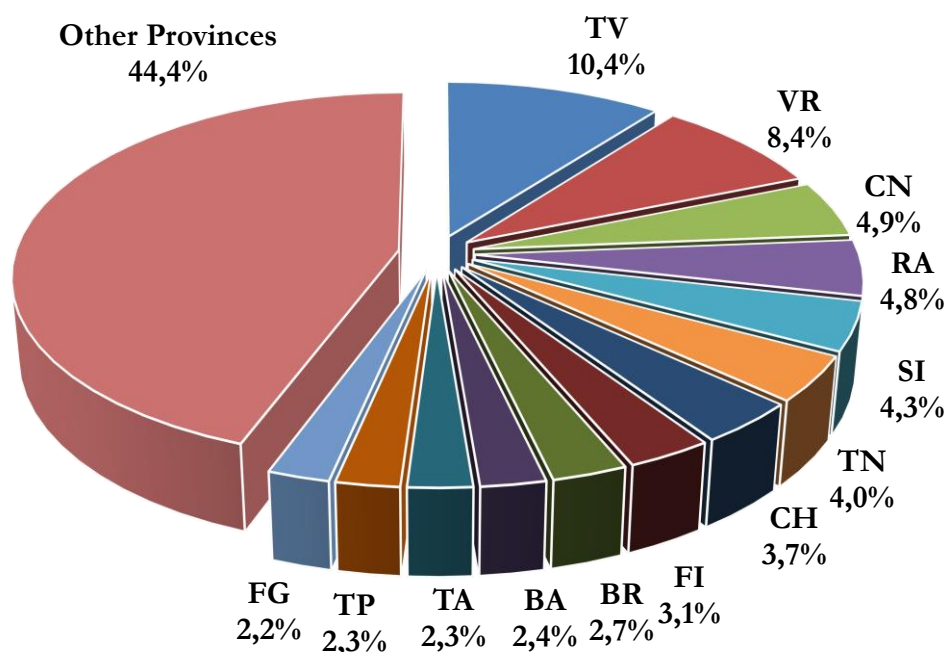
Geographical area	PDO wines (hL)	PGI wines (hL)	Other wines (hL)	Varietal wines (hL)	Total_Wines (hL)
North	15.374.601	5.079.330	4.910.470	482.926	25.847.327
South	2.863.108	3.525.266	1.852.005	151.033	8.391.411
Center	3.670.527	2.092.893	896.968	36.532	6.696.921
Island	1.611.528	872.453	405.826	11.092	2.900.899
<b>ITALY</b>	<b>23.519.764</b>	<b>11.569.943</b>	<b>8.065.269</b>	<b>681.582</b>	<b>43.836.558</b>
<b>Percentage</b>					
Geographical area	PDO wines (%)	PGI wines (%)	Other wines (%)	Varietal wines (%)	Total_Wines (%)
North	65,4	43,9	60,9	70,9	59,0
South	12,2	30,5	23,0	22,2	19,1
Center	15,6	18,1	11,1	5,4	15,3
Island	6,9	7,5	5,0	1,6	6,6
<b>ITALY</b>	<b>100,0</b>	<b>100,0</b>	<b>100,0</b>	<b>100,0</b>	<b>100,0</b>

**NB;** The allocation of the Regions in the geographical areas follows the ISTAT scheme: North: Piedmont, Valle d'Aosta, Liguria, Lombardy, Trentino-Alto Adige, Veneto, Friuli - Venezia Giulia, Emilia-Romagna; Center: Tuscany, Umbria, Marche, Lazio; South: Abruzzo, Molise, Campania, Puglia, Basilicata, Calabria; Islands: Sicily, Sardinia

**Table 3. Wine stocks by Region and category**

Region	PDO wines (hL)	PGI wines (hL)	Other wines (hL)	Varietal wines (hL)	Total_Wines (hL)
<b>VENETO</b>	7.427.520	2.054.861	1.068.293	183.527	<b>10.734.201</b>
<b>EMILIA ROMAGNA</b>	1.090.422	1.682.496	2.276.150	83.834	<b>5.132.902</b>
<b>PUGLIA</b>	906.854	2.737.955	1.094.864	93.238	<b>4.832.911</b>
<b>TOSCANA</b>	2.891.050	1.364.095	454.245	11.117	<b>4.720.508</b>
<b>PIEMONTE</b>	2.839.585	190.143	798.239	84.945	<b>3.912.912</b>
<b>SICILIA</b>	1.291.916	759.963	317.900	8.256	<b>2.378.035</b>
<b>TRENTINO ALTO ADIGE</b>	1.706.149	383.447	97.820	18.305	<b>2.205.722</b>
<b>ABRUZZO</b>	1.266.027	354.232	431.320	48.913	<b>2.100.492</b>
<b>LOMBARDIA</b>	1.108.735	425.276	450.110	58.554	<b>2.042.675</b>
<b>FRIULI VENEZIA GIULIA</b>	1.158.096	336.084	197.146	53.269	<b>1.744.596</b>
<b>CAMPANIA</b>	487.384	280.636	210.194	4.899	<b>983.113</b>
<b>MARCHE</b>	423.100	232.848	174.470	13.135	<b>843.552</b>
<b>LAZIO</b>	156.880	310.760	235.230	9.028	<b>711.899</b>
<b>SARDEGNA</b>	319.612	112.489	87.926	2.836	<b>522.864</b>
<b>UMBRIA</b>	199.497	185.190	33.023	3.252	<b>420.962</b>
<b>CALABRIA</b>	58.198	76.149	40.264	1.364	<b>175.975</b>
<b>MOLISE</b>	54.765	39.791	57.297	2.083	<b>153.936</b>
<b>BASILICATA</b>	89.880	36.504	18.066	535	<b>144.985</b>
<b>LIGURIA</b>	24.895	7.017	16.862	467	<b>49.241</b>
<b>VALLE D'AOSTA</b>	19.199	6	5.850	24	<b>25.079</b>
<b>ITALY</b>	<b>23.519.764</b>	<b>11.569.943</b>	<b>8.065.269</b>	<b>681.582</b>	<b>43.836.558</b>

**Figure 3. Wine stocks by Province**



**Table 4. Wine stocks by Province and category**

<b>Province</b>	<b>PDO wines (hL)</b>	<b>PGI wines (hL)</b>	<b>Other wines (hL)</b>	<b>Varietal wines (hL)</b>	<b>Total_Wines (hL)</b>
<b>Treviso</b>	3.458.836	592.103	469.625	55.626	<b>4.576.189</b>
<b>Verona</b>	2.434.186	892.540	254.900	82.035	<b>3.663.662</b>
<b>Cuneo</b>	1.646.293	144.241	324.304	41.775	<b>2.156.612</b>
<b>Ravenna</b>	85.896	696.080	1.299.720	43.925	<b>2.125.622</b>
<b>Siena</b>	1.380.991	377.110	103.940	1.527	<b>1.863.568</b>
<b>Trento</b>	1.356.029	315.600	65.398	13.142	<b>1.750.169</b>
<b>Chieti</b>	936.078	289.804	353.343	45.700	<b>1.624.924</b>
<b>Firenze</b>	789.859	373.429	191.396	1.791	<b>1.356.475</b>
<b>Brindisi</b>	242.834	872.000	80.254	1.942	<b>1.197.030</b>
<b>Bari</b>	89.823	499.086	382.366	68.010	<b>1.039.285</b>
<b>Taranto</b>	400.746	558.578	64.566	2.234	<b>1.026.125</b>
<b>Trapani</b>	501.836	365.661	148.728	207	<b>1.016.431</b>
<b>Foggia</b>	15.834	432.154	517.857	20.102	<b>985.947</b>
<b>Asti</b>	674.445	22.477	254.567	32.103	<b>983.592</b>
<b>Venezia</b>	590.132	198.377	95.007	5.994	<b>889.510</b>
<b>Forli - Cesena</b>	209.312	302.216	347.261	14.078	<b>872.867</b>
<b>Vicenza</b>	494.462	211.665	113.833	27.227	<b>847.187</b>
<b>Brescia</b>	667.159	32.449	113.350	4.575	<b>817.534</b>
<b>Padova</b>	447.088	157.125	132.571	12.586	<b>749.370</b>
<b>Udine</b>	440.914	156.246	102.973	34.774	<b>734.907</b>
<b>Pordenone</b>	523.529	101.661	62.274	10.335	<b>697.799</b>
<b>Reggio Emilia</b>	147.251	293.960	237.020	5.458	<b>683.688</b>
<b>Pavia</b>	233.639	246.470	155.961	38.396	<b>674.465</b>
<b>Modena</b>	351.765	158.707	119.244	8.206	<b>637.921</b>
<b>Agriiento</b>	327.536	195.454	42.857	586	<b>566.433</b>
<i>Other Provinces</i>	<i>5.073.292</i>	<i>3.084.751</i>	<i>2.031.956</i>	<i>109.247</i>	<i>10.299.246</i>
<b>ITALY</b>	<b>23.519.764</b>	<b>11.569.943</b>	<b>8.065.269</b>	<b>681.582</b>	<b>43.836.558</b>

## Which wines in the wine cellar Italy?

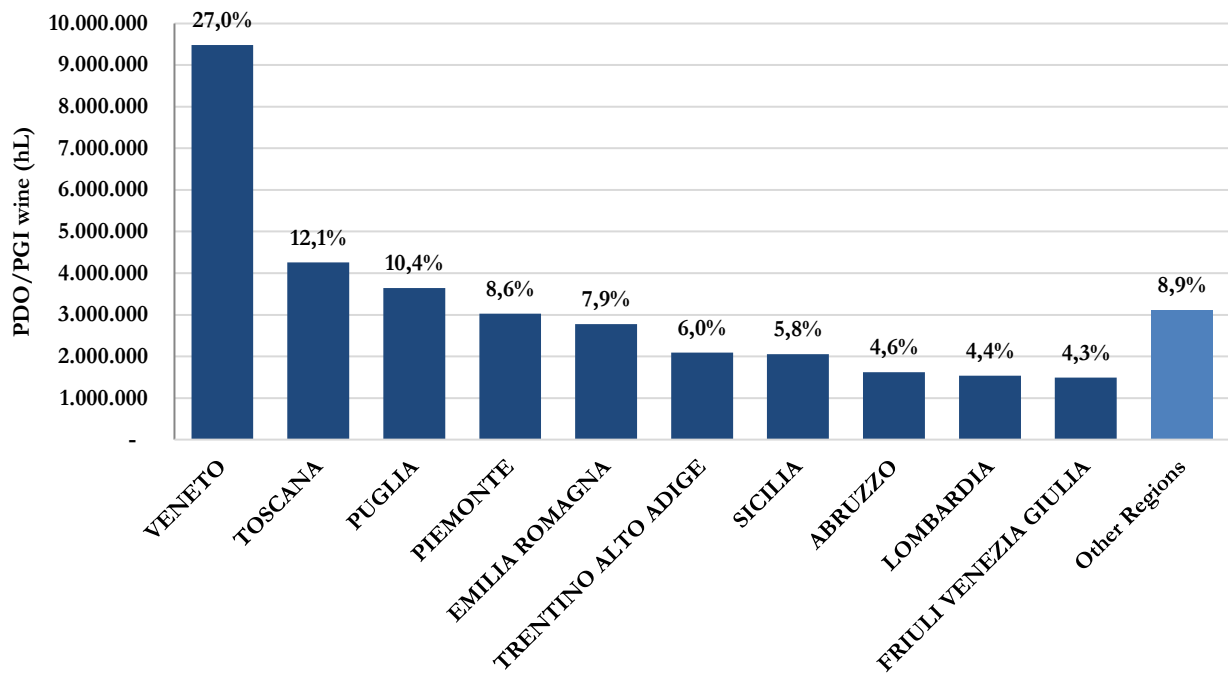
The 53.7% of the wine in stock is PDO, with a stock slightly higher for red wines (52.2%). 26.4% of wine is PGI, with a prevalence of red (61.7%), while the varietal wines stocks represent just 1.6% of the total. The 18.4% consists of other wines.

Despite the large number of GIs registered (526), the GIs stocks are highly concentrated; in fact, the first 20 names represent more than half of the total GI stocks (59.3%).

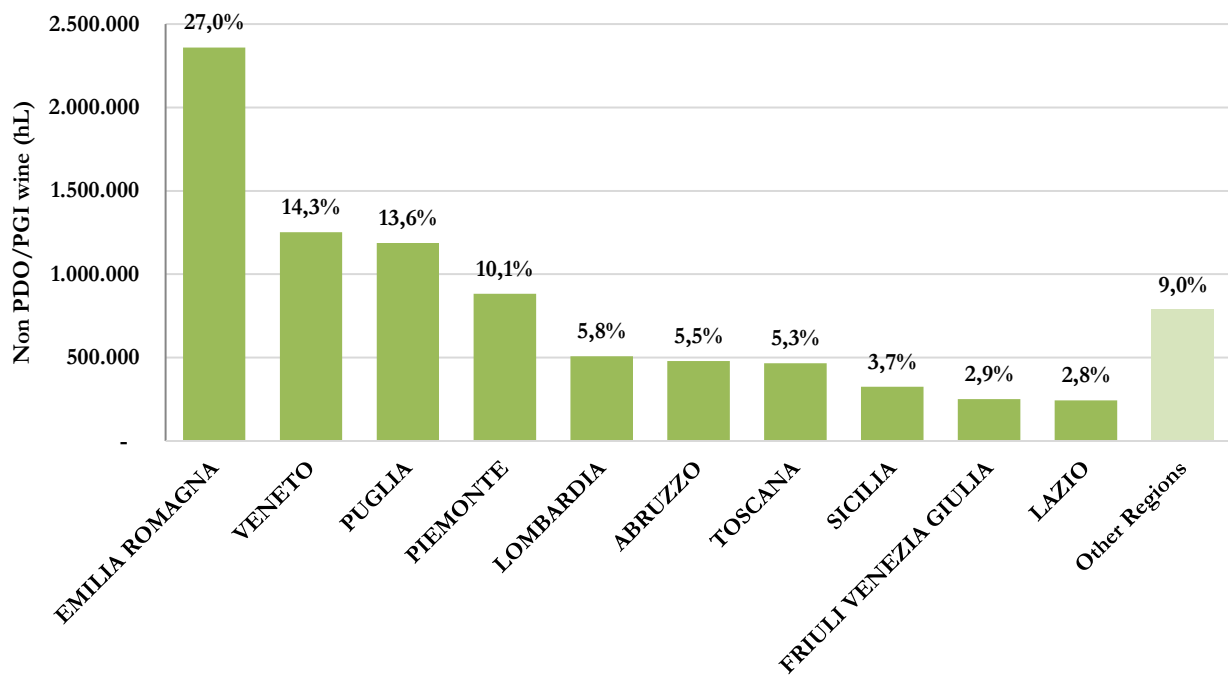
**Table 5. PDO and PGI wines stocks in Italy**

	hectolitres	%
<b>PROSECCO</b>	3.939.470	<b>11,2</b>
PUGLIA	1.925.565	<b>5,5</b>
TOSCANO O TOSCANA	1.281.102	<b>3,7</b>
SALENTO	1.255.284	<b>3,6</b>
<b>SICILIA</b>	1.219.693	<b>3,5</b>
<b>MONTEPULCIANO D'ABRUZZO</b>	1.210.352	<b>3,4</b>
<b>DELLE VENEZIE O BENESKIH OKOLISEV</b>	1.174.941	<b>3,3</b>
RUBICONE	1.069.672	<b>3,0</b>
<b>CHIANTI</b>	979.994	<b>2,8</b>
VENETO	928.173	<b>2,6</b>
TERRE SICILIANE	910.253	<b>2,6</b>
<b>CHIANTI CLASSICO</b>	692.023	<b>2,0</b>
<b>CONEGLIANO VALDOBBIADENE PROSECCO</b>	635.492	<b>1,8</b>
<b>FRANCIACORTA</b>	537.866	<b>1,5</b>
<b>VALPOLICELLA RIPASSO</b>	533.024	<b>1,5</b>
<b>TRENTINO</b>	529.561	<b>1,5</b>
<b>PRIMITIVO DI MANDURIA</b>	517.844	<b>1,5</b>
EMILIA O DELL' EMILIA	514.979	<b>1,5</b>
<b>BAROLO</b>	478.113	<b>1,4</b>
PROVINCIA DI VERONA O VERONESE	473.575	<b>1,3</b>
<i>Other PDO /PGI</i>	<i>14.282.731</i>	<i>40,7</i>
<b>Total PDO /PGI</b>	<b>35.089.706</b>	<b>100,0</b>

**Figure 4. PDO/PGI wines stocks by Region**



**Figure 5. Other wines stocks by Region**



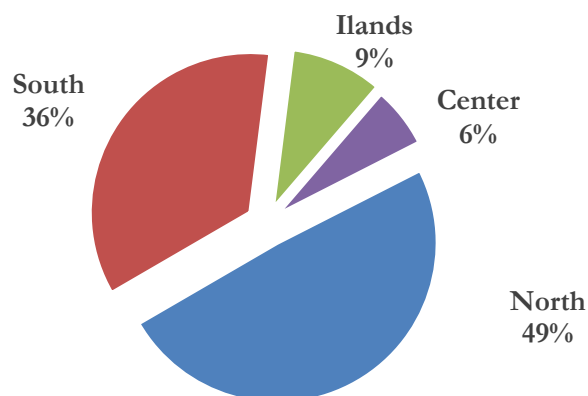


### 3. MUSTS stocked in Italy as of 31 October 2023

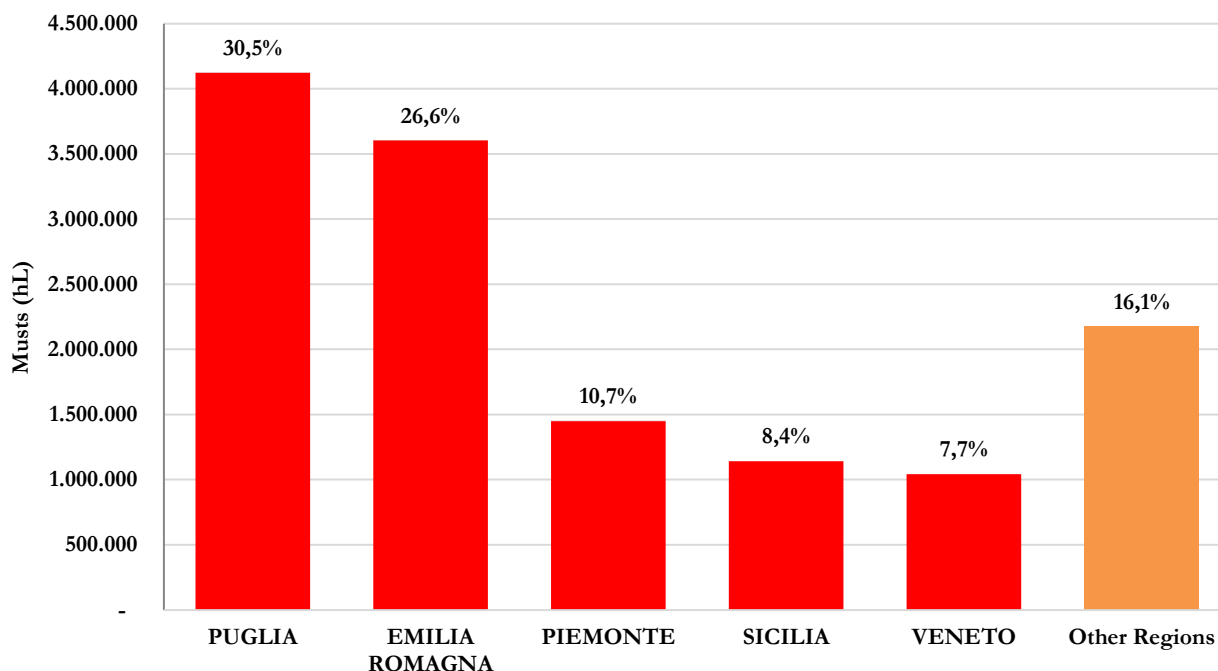
The 13.5 million hectolitres of musts are mainly stocked in the northern (49.1%) and southern (35.5%) regions of Italy. In the top 2 Regions are stocked the 57.1% of the musts: Puglia (30.5%) and Emilia-Romagna (26.6%).

**Table 6. Must stocks in Italy by category and geographical area**

Musts	hectolitres	%
Must concentrated	71.338	0,5%
MCR	189.175	1,4%
Other musts	13.270.462	98,1%
<b>ITALY</b>	<b>13.530.974</b>	<b>100%</b>



**Figure 6. Musts stocks by Region**



### 4. New Wine Still in Fermentation stocked in Italy as of 31 October 2023

The new wines still in fermentation are 12.1 million hectolitres, stocked as follow: 64.5% in the North, 14.4% in the South, 10.9% in the Central Regions, and the remaining 10.2% in the Islands.

## 5. Stocks 31 October 2023 vs. 31 October 2022

Table 7. Difference in wine products stocks compared to the same period of the last year. Data in hectolitres

<b>WINES</b>	<b>31/10/2023</b>	<b>31/10/2022</b>	<b>2023 vs 2022</b>
<b>PDO wines</b>	<b>23.519.764</b>	<b>24.274.206</b>	<b>-3,1%</b>
<i>white</i>	10.741.915	11.731.268	-8,4%
<i>rosé</i>	499.743	731.323	-31,7%
<i>red</i>	12.278.105	11.811.615	3,9%
<b>PGI wines</b>	<b>11.569.943</b>	<b>12.245.020</b>	<b>-5,5%</b>
<i>white</i>	4.026.081	4.547.914	-11,5%
<i>rosé</i>	400.297	400.557	-0,1%
<i>red</i>	7.143.564	7.296.550	-2,1%
<b>Varietal wines</b>	<b>681.582</b>	<b>651.466</b>	<b>4,6%</b>
<b>Other wines</b>	<b>8.065.269</b>	<b>9.383.175</b>	<b>-14,0%</b>
<b>ITALY</b>	<b>43.836.558</b>	<b>46.553.867</b>	<b>-5,8%</b>
<b>MUSTS</b>	<b>31/10/2023</b>	<b>31/10/2022</b>	<b>2023 vs 2022</b>
<b>Must concentrated</b>	71.338	85.965	-17,0%
<b>MCR</b>	189.175	238.008	-20,5%
<b>Other musts</b>	13.270.462	17.375.431	-23,6%
<b>ITALY</b>	<b>13.530.974</b>	<b>17.699.404</b>	<b>-23,6%</b>
<b>New wine still in fermentation</b>	<b>31/10/2023</b>	<b>31/10/2022</b>	<b>2023 vs 2022</b>
<b>ITALY</b>	<b>12.131.439</b>	<b>15.096.168</b>	<b>-19,6%</b>

## 6. Stocks 31 October 2023 vs. 30 September 2023

Table 8. Differences in wine products stocks compared to the last data. Data in hectolitres

WINES	31/10/2023	30/09/2023	diff.
<b>PDO wines</b>	<b>23.519.764</b>	<b>23.203.219</b>	<b>1,4%</b>
<i>white</i>	10.741.915	9.706.031	10,7%
<i>rosé</i>	499.743	719.073	-30,5%
<i>red</i>	12.278.105	12.778.114	-3,9%
<b>PGI wines</b>	<b>11.569.943</b>	<b>11.583.771</b>	<b>-0,1%</b>
<i>white</i>	4.026.081	3.592.451	12,1%
<i>rosé</i>	400.297	439.113	-8,8%
<i>red</i>	7.143.564	7.552.207	-5,4%
<b>Varietal wines</b>	<b>681.582</b>	<b>588.237</b>	<b>15,9%</b>
<b>Other wines</b>	<b>8.065.269</b>	<b>7.400.834</b>	<b>9,0%</b>
<b>ITALY</b>	<b>43.836.558</b>	<b>42.776.061</b>	<b>2,5%</b>
<b>MUSTS</b>			
	<b>31/10/2023</b>	<b>30/09/2023</b>	<b>diff.</b>
<b>Must concentrated</b>	71.338	70.259	1,5%
<b>MCR</b>	189.175	254.789	-25,8%
<b>Other musts</b>	13.270.462	6.150.580	115,8%
<b>ITALY</b>	<b>13.530.974</b>	<b>6.475.628</b>	<b>109,0%</b>
<b>New wine still in fermentation</b>			
	<b>31/10/2023</b>	<b>30/09/2023</b>	<b>diff.</b>
<b>ITALY</b>	<b>12.131.439</b>	<b>2.181.378</b>	<b>456,1%</b>